



Location: CMA1b - Oil St Community Liaison Centre

Report on 24-hour TSP monitoring

Action Level ($\mu\text{g}/\text{m}^3$) - 176.7

Limit Level ($\mu\text{g}/\text{m}^3$) - 260

Date	Sampling Time	Weather Condition	Filter paper no.	Filter Weight, g		Elapse Time, hr		Sampling Time, hr	Flow Rate, m^3/min			Total Volume, m^3	TSP Level, $\mu\text{g}/\text{m}^3$
				Initial	Final	Initial	Final		Initial, Q_{si}	Final, Q_{sf}	Average		
03-Mar-11	08:00	Fine	202243	2.7850	2.9998	9289.43	9313.43	24.00	1.20	1.20	1.20	1725	125
09-Mar-11	08:00	Cloudy	000025	2.6203	2.8322	8964.80	8988.80	24.00	1.21	1.21	1.21	1738	122
15-Mar-11	08:00	Cloudy	000146	2.7432	2.9632	8991.80	9015.79	23.99	1.25	1.26	1.25	1805	122
21-Mar-11	08:00	Sunny	000148	2.7673	2.9066	9018.79	9042.79	24.00	1.24	1.24	1.24	1790	78
26-Mar-11	08:00	Hazy	000042	2.6357	2.8773	9045.79	9069.79	24.00	0.99	0.99	0.99	1419	170

Report on 1-hour TSP monitoring

Action Level ($\mu\text{g}/\text{m}^3$) - 320.1

Limit Level ($\mu\text{g}/\text{m}^3$) - 500

Date	Sampling Time	Weather Condition	Filter paper no.	Filter Weight, g		Elapse Time, hr		Sampling Time, hr	Flow Rate, m^3/min			Total Volume, m^3	TSP Level, $\mu\text{g}/\text{m}^3$
				Initial	Final	Initial	Final		Initial, Q_{si}	Final, Q_{sf}	Average		
04-Mar-11	15:00	Fine	000056	2.7805	2.7949	9313.43	9314.43	1.00	1.20	1.20	1.20	72	200
04-Mar-11	16:00	Fine	000057	2.7916	2.8044	9314.43	9315.43	1.00	1.20	1.20	1.20	72	178
04-Mar-11	17:00	Fine	000058	2.8005	2.8101	9315.43	9316.43	1.00	1.20	1.20	1.20	72	134
10-Mar-11	08:15	Cloudy	000028	2.6246	2.6338	8988.80	8989.80	1.00	1.20	1.20	1.20	72	127
10-Mar-01	09:50	Cloudy	000112	2.8032	2.8169	8989.80	8990.80	1.00	1.20	1.20	1.20	72	190
10-Mar-11	13:00	Cloudy	000142	2.7654	2.7747	8990.80	8991.80	1.00	1.12	1.12	1.12	67	139
16-Mar-11	10:32	Sunny	000196	2.7545	2.7675	9015.79	9016.79	1.00	1.21	1.21	1.21	73	179
16-Mar-11	15:35	Sunny	000069	2.7969	2.8087	9016.79	9017.79	1.00	1.20	1.21	1.20	72	163
16-Mar-11	16:48	Sunny	000070	2.7969	2.8103	9017.79	9018.79	1.00	1.21	1.21	1.21	72	185
22-Mar-11	08:30	Hazy	000076	2.7778	2.7899	9042.79	9043.79	1.00	1.19	1.19	1.19	72	169
22-Mar-11	09:35	Hazy	000074	2.7876	2.8089	9043.79	9044.79	1.00	1.19	1.19	1.19	72	298
22-Mar-11	10:40	Hazy	000072	2.7859	2.8001	9044.79	9045.79	1.00	1.19	1.19	1.19	72	199

Location: CMA2a - Causeway Bay Community Centre

Report on 24-hour TSP monitoring

Action Level ($\mu\text{g}/\text{m}^3$) - 169.5

Limit Level ($\mu\text{g}/\text{m}^3$) - 260

Date	Sampling Time	Weather Condition	Filter paper no.	Filter Weight, g		Elapse Time, hr		Sampling Time, hr	Flow Rate, m^3/min			Total Volume, m^3	TSP Level, $\mu\text{g}/\text{m}^3$
				Initial	Final	Initial	Final		Initial, Q_{si}	Final, Q_{sf}	Average		
03-Mar-11	08:00	Fine	202233	2.7699	3.0450	13419.99	13443.99	24.00	1.50	1.50	1.50	2163	127
09-Mar-11	08:00	Cloudy	000062	2.7861	2.9776	13446.99	13470.99	24.00	1.54	1.54	1.54	2212	87
15-Mar-11	08:00	Cloudy	000145	2.7597	2.9951	13475.00	13499.00	24.00	1.47	1.50	1.49	2143	110
21-Mar-11	08:00	Sunny	000136	2.7861	2.9120	13502.00	13526.00	24.00	1.44	1.43	1.43	2065	61
26-Mar-11	08:00	Hazy	000041	2.6362	2.8994	13529.00	13553.00	24.00	1.44	1.44	1.44	2072	127

Report on 1-hour TSP monitoring

Action Level ($\mu\text{g}/\text{m}^3$) - 323.4

Limit Level ($\mu\text{g}/\text{m}^3$) - 500

Date	Sampling Time	Weather Condition	Filter paper no.	Filter Weight, g		Elapse Time, hr		Sampling Time, hr	Flow Rate, m^3/min			Total Volume, m^3	TSP Level, $\mu\text{g}/\text{m}^3$
				Initial	Final	Initial	Final		Initial, Q_{si}	Final, Q_{sf}	Average		
04-Mar-11	14:42	Fine	000065	2.7814	2.7959	13443.99	13444.99	1.00	1.50	1.50	1.50	90	161
04-Mar-11	15:28	Fine	000064	2.7873	2.8015	13444.99	13445.99	1.00	1.50	1.50	1.50	90	157
04-Mar-11	16:34	Fine	000063	2.7887	2.7999	13445.99	13446.99	1.00	1.50	1.50	1.50	90	124
10-Mar-11	08:00	Cloudy	000113	2.8153	2.8254	13470.99	13471.99	1.00	1.51	1.51	1.51	91	112
10-Mar-11	10:00	Cloudy	000111	2.8063	2.8194	13471.99	13472.99	1.00	1.51	1.51	1.51	91	145
10-Mar-11	13:00	Cloudy	000143	2.7617	2.7702	13474.00	13475.00	1.00	1.51	1.51	1.51	90	94
16-Mar-11	10:28	Sunny	000195	2.7350	2.7583	13499.00	13500.00	1.00	1.46	1.46	1.46	88	266
16-Mar-11	15:45	Sunny	000135	2.8116	2.8238	13500.00	13501.00	1.00	1.45	1.46	1.45	87	140
16-Mar-11	16:57	Sunny	000139	2.8168	2.8307	13501.00	13502.00	1.00	1.46	1.46	1.46	87	159
22-Mar-11	08:40	Hazy	000075	2.7930	2.8064	13526.00	13527.00	1.00	1.44	1.44	1.44	87	155
22-Mar-11	09:48	Hazy	000073	2.7942	2.8184	13527.00	13528.00	1.00	1.44	1.44	1.44	87	279
22-Mar-11	10:50	Hazy	000071	2.8010	2.8122	13528.00	13529.00	1.00	1.44	1.44	1.44	87	129



Location: CMA3a - CWB PRE Site Office Area

Report on 24-hour TSP monitoring
Action Level ($\mu\text{g}/\text{m}^3$) - 171
Limit Level ($\mu\text{g}/\text{m}^3$) - 260

Date	Sampling Time	Weather Condition	Filter paper no.	Filter Weight, g		Elapse Time, hr		Sampling Time, hr	Flow Rate, m^3/min			Total Volume, m^3	TSP Level, $\mu\text{g}/\text{m}^3$
				Initial	Final	Initial	Final		Initial, Q_{si}	Final, Q_{sf}	Average		
15-Mar-11	08:00	Cloudy	000087	2.8087	3.0709	9273.59	9297.59	24.00	1.24	1.25	1.24	1786	147
21-Mar-11	08:00	Sunny	000082	2.8254	2.9682	9300.59	9324.59	24.00	1.43	1.43	1.43	2058	69

Report on 1-hour TSP monitoring
Action Level ($\mu\text{g}/\text{m}^3$) - 311.3
Limit Level ($\mu\text{g}/\text{m}^3$) - 500

Date	Sampling Time	Weather Condition	Filter paper no.	Filter Weight, g		Elapse Time, hr		Sampling Time, hr	Flow Rate, m^3/min			Total Volume, m^3	TSP Level, $\mu\text{g}/\text{m}^3$
				Initial	Final	Initial	Final		Initial, Q_{si}	Final, Q_{sf}	Average		
16-Mar-11	08:00	Sunny	000089	2.8047	2.8190	9297.59	9298.59	1.00	1.46	1.46	1.46	88	163
16-Mar-11	09:15	Sunny	000102	2.7910	2.8061	9298.59	9299.59	1.00	1.32	1.32	1.32	79	190
16-Mar-11	10:30	Sunny	000083	2.8047	2.8190	9299.59	9300.59	1.00	1.51	1.56	1.54	92	155
22-Mar-11	09:35	Hazy	000204	2.7465	2.7724	9324.59	9325.59	1.00	1.47	1.47	1.47	88	294
22-Mar-11	10:51	Hazy	000029	2.6326	2.6431	9325.59	9326.59	1.00	1.47	1.47	1.47	88	119
22-Mar-11	13:00	Hazy	000060	2.7860	2.7971	9326.59	9327.59	1.00	1.47	1.47	1.47	88	126



Location: CMA4a - SPCA

Report on 24-hour TSP monitoring

Action Level ($\mu\text{g}/\text{m}^3$) - 171.2
 Limit Level ($\mu\text{g}/\text{m}^3$) - 260

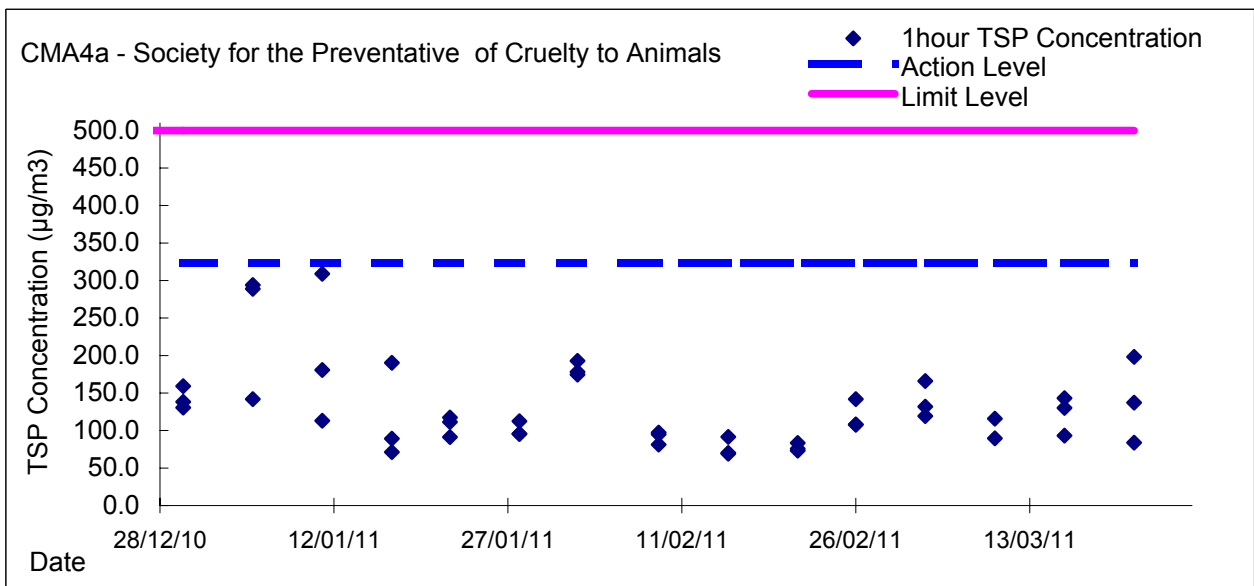
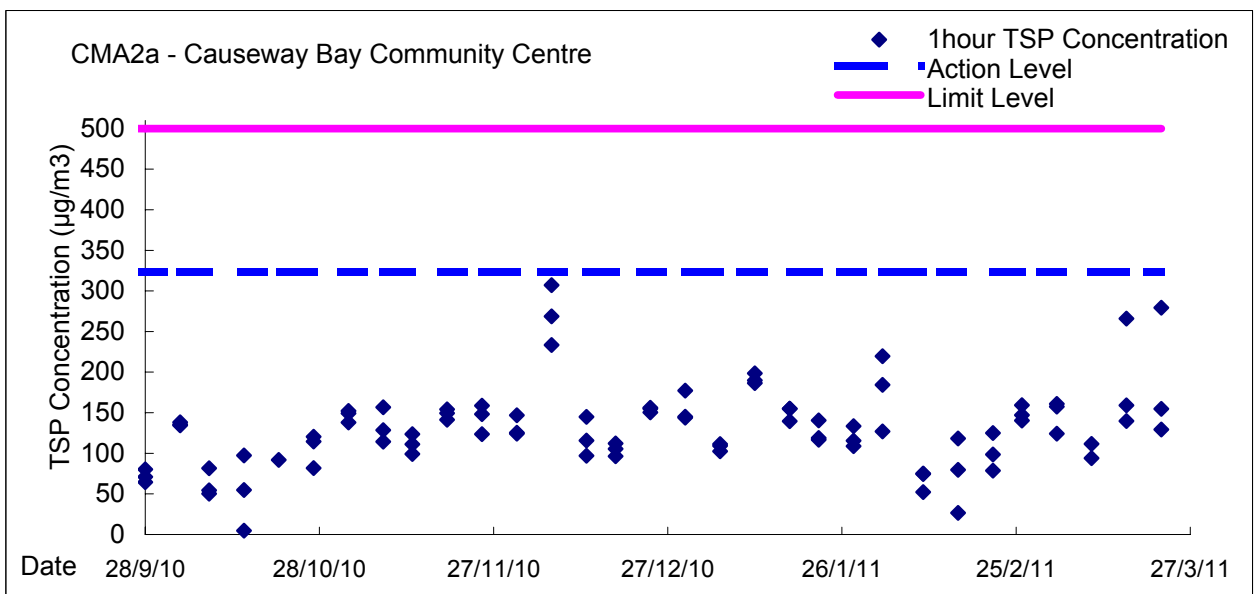
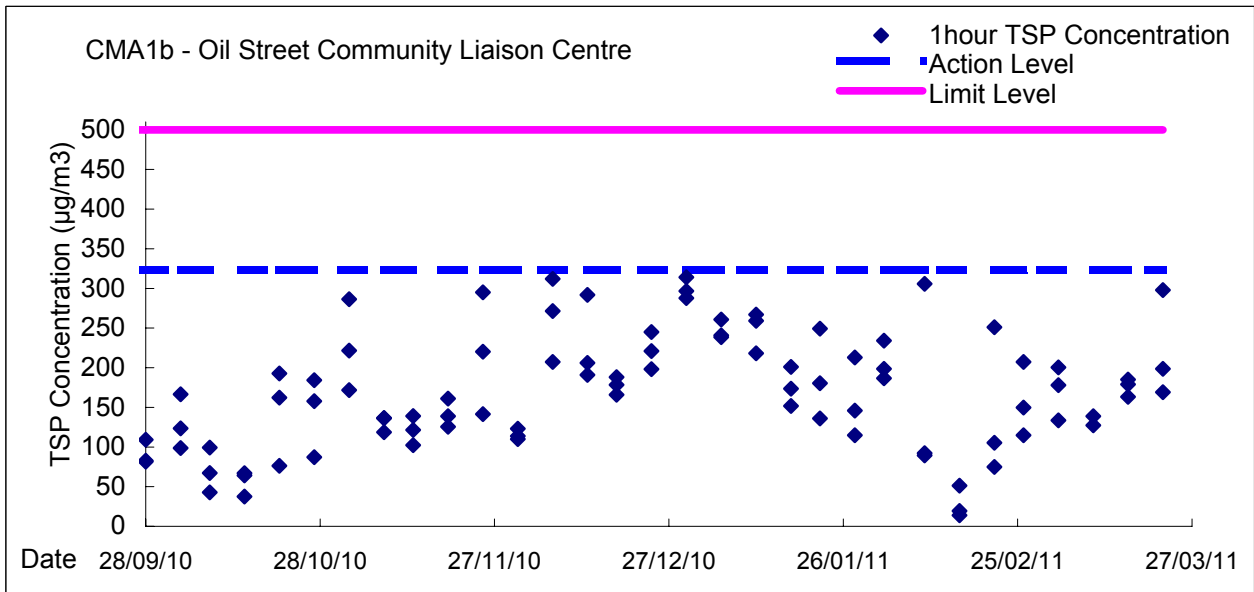
Date	Sampling Time	Weather Condition	Filter paper no.	Filter Weight, g		Elapse Time, hr		Sampling Time, hr	Flow Rate, m^3/min			Total Volume, m^3	TSP Level, $\mu\text{g}/\text{m}^3$
				Initial	Final	Initial	Final		Initial, Q_{si}	Final, Q_{sf}	Average		
03-Mar-11	08:00	Fine	202210	2.7919	3.0694	12766.86	12790.86	24.00	1.45	1.45	1.45	2091	133
10-Mar-11	16:30	Cloudy	000147	2.7722	2.9986	12815.10	12839.09	23.99	1.38	1.38	1.38	1988	114
15-Mar-11	08:00	Cloudy	000109	2.8252	3.0296	12838.49	12862.49	24.00	1.37	1.39	1.38	1986	103
21-Mar-11	08:00	Hazy	000077	2.8109	2.9173	12889.49	12913.49	24.00	1.34	1.34	1.34	1933	55
26-Mar-11	08:00	Hazy	000040	2.6284	2.8694	12916.49	12940.49	24.00	1.41	1.41	1.41	2034	118

Report on 1-hour TSP monitoring

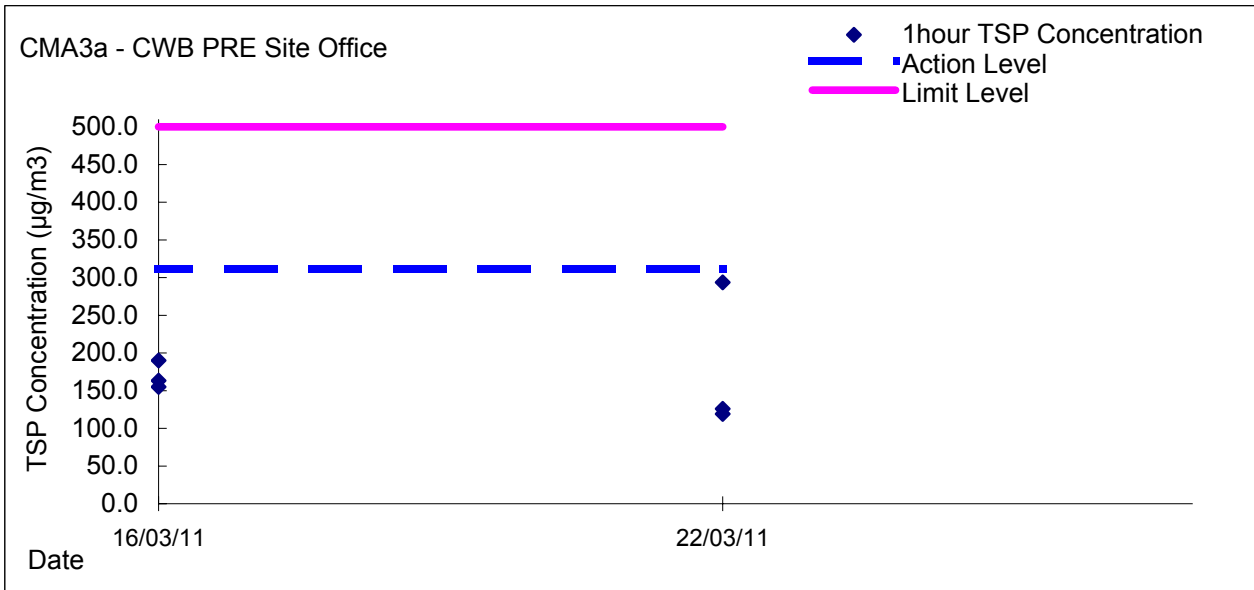
Action Level ($\mu\text{g}/\text{m}^3$) - 312.5
 Limit Level ($\mu\text{g}/\text{m}^3$) - 500

Date	Sampling Time	Weather Condition	Filter paper no.	Filter Weight, g		Elapse Time, hr		Sampling Time, hr	Flow Rate, m^3/min			Total Volume, m^3	TSP Level, $\mu\text{g}/\text{m}^3$
				Initial	Final	Initial	Final		Initial, Q_{si}	Final, Q_{sf}	Average		
04-Mar-11	14:00	Fine	000066	2.8076	2.8170	12790.86	12791.86	1.00	1.31	1.31	1.31	79	119
04-Mar-11	16:00	Fine	000067	2.7960	2.8091	12791.86	12792.86	1.00	1.31	1.31	1.31	79	166
04-Mar-11	17:00	Fine	000068	2.7907	2.8011	12792.86	12793.86	1.00	1.31	1.31	1.31	79	132
10-Mar-11	10:38	Cloudy	000110	2.8441	2.8537	12812.07	12813.07	1.00	1.38	1.38	1.38	83	116
10-Mar-11	13:00	Cloudy	000140	2.8130	2.8225	12813.07	12814.07	1.00	1.38	1.38	1.38	83	115
10-Mar-11	14:19	Cloudy	000108	2.8345	2.8419	12814.07	12815.07	1.00	1.38	1.38	1.38	83	90
16-Mar-11	08:15	Sunny	000088	2.7900	2.7976	12862.49	12863.49	1.00	1.36	1.36	1.36	82	93
16-Mar-11	09:35	Sunny	000086	2.8367	2.8477	12863.49	12864.49	1.00	1.41	1.41	1.41	85	130
16-Mar-11	10:45	Sunny	000084	2.7927	2.8048	12864.49	12865.49	1.00	1.41	1.41	1.41	84	143
22-Mar-11	09:20	Hazy	000203	2.7377	2.7533	12913.49	12914.49	1.00	1.31	1.31	1.31	79	198
22-Mar-11	10:37	Hazy	000207	2.7480	2.7588	12914.49	12915.49	1.00	1.31	1.31	1.31	79	137
22-Mar-11	13:00	Hazy	000061	2.7889	2.7955	12915.49	12916.49	1.00	1.31	1.31	1.31	79	84

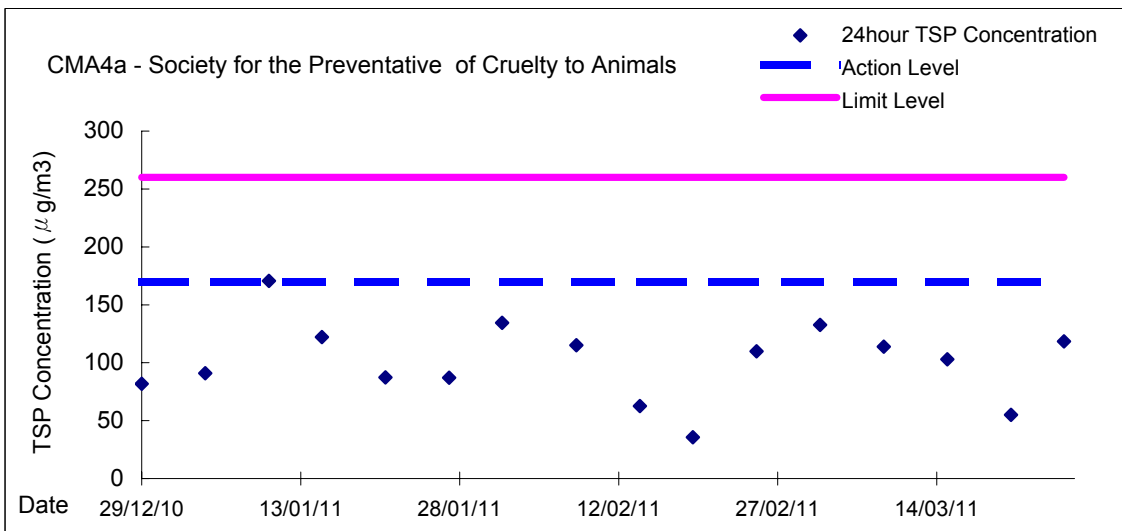
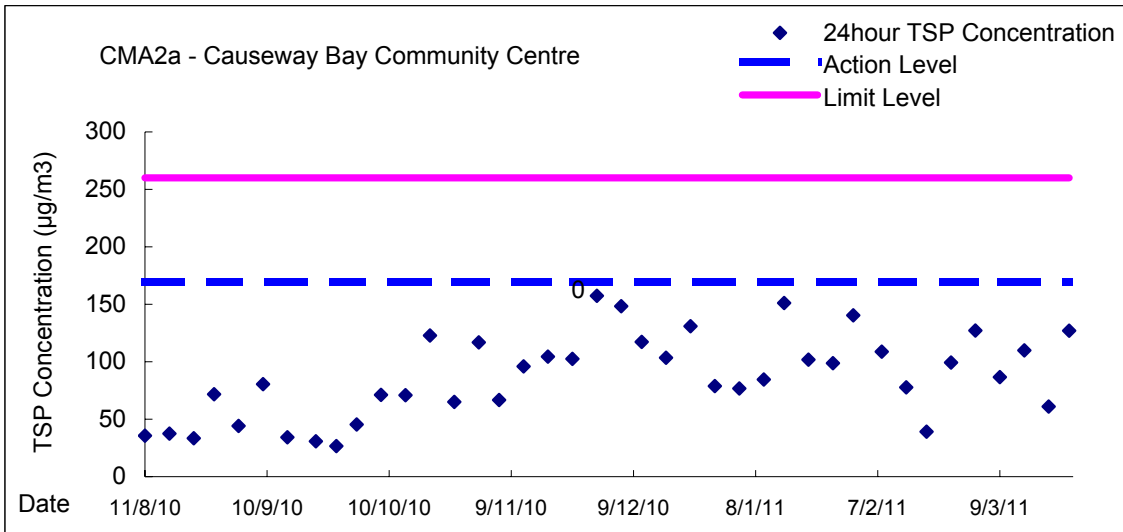
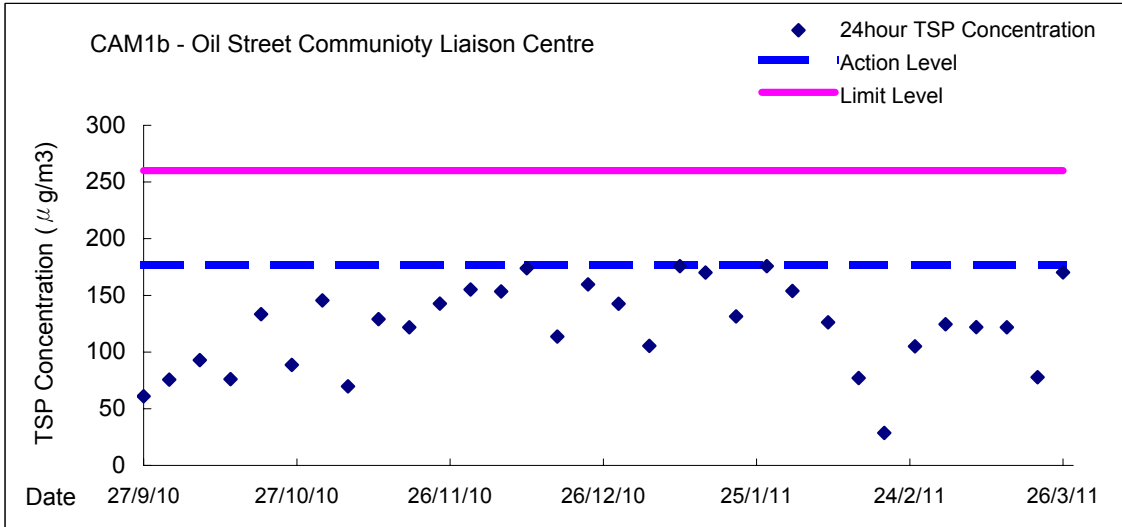
Graphic Presentation of 1 hour TSP Result



Graphic Presentation of 1 hour TSP Result



Graphic Presentation of 24 hour TSP Result





Graphic Presentation of 24 hour TSP Result

